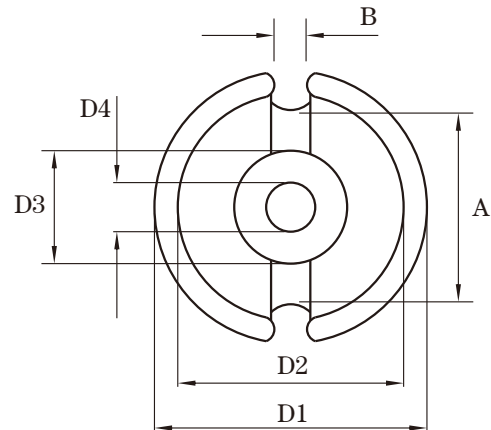
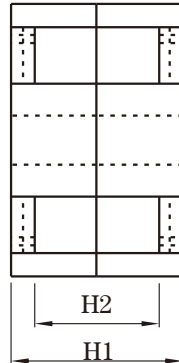


**Dimension: (UNIT:mm)**

D1	25.5 ± 0.5
D2	21.2+0.8
D3	11.5-0.4
D4	5.4±0.2
A	18.0 ± 0.4
B	3.8 ± 0.6
H1	16.1 ± 0.2
H2	11.0+0.4

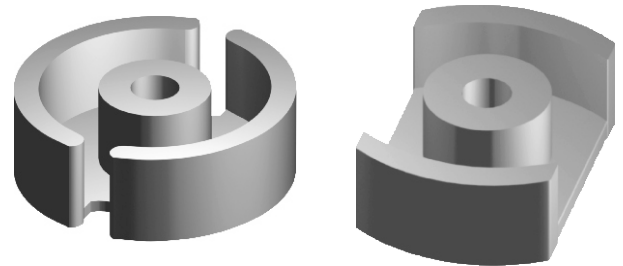


**Test conditions**

AL: F=1.0KHz U=0.3V N=10Ts

**Effective parameter**

C1(mm) <sup>-1</sup>	Ae(mm <sup>2</sup> )	Le(mm)	Ve(mm <sup>3</sup> )	Weight(g)
0.40	93.9	37.6	3530	≈20



Core sets for general purpose transformers and power applications.

Clamping force for AI measurements, 200+/-50N.

Grade	AL (nH)	μe	AIR GAP μm	Type number
P5	160 ± 3%	≈ 51	≈ 950	P 2616-P5
	250 ± 3%	≈ 80	≈ 560	P 2616-P5
	315 ± 3%	≈ 100	≈ 420	P 2616-P5
	400 ± 3%	≈ 127	≈ 320	P 2616-P5
	630 ± 3%	≈ 200	≈ 190	P 2616-P5
	4600 ± 25%	≈ 1470	≈ 0	P 2616-P5

**Properties of core sets under power conditions**

Grade	B (mT) at		Core loss (w) at		
	H=250 A/m F=25KHz T=100°C	F=25 KHz B=200mT T=100°C	f=100 KHz B=100mT T=100°C	F=100 KHz B=200 mT T=100°C	F=400 KHz B=50mT T=100°C
P3	≥315	-	≤ 0.4	-	≤ 0.65

Core sets of high permeability grades.

Clamping force for AI measurements, 200+/-50N

Grade	AL (nH)	μe	AIR GAP μm	Type number
H7K	12000 ± 25%	≈ 3820	≈ 0	P2616-H7K

**Note:**

- 1: Document is the property of FUAN Inc & is not allow to be duplicated without authorization
- 2: RoHS compliant.